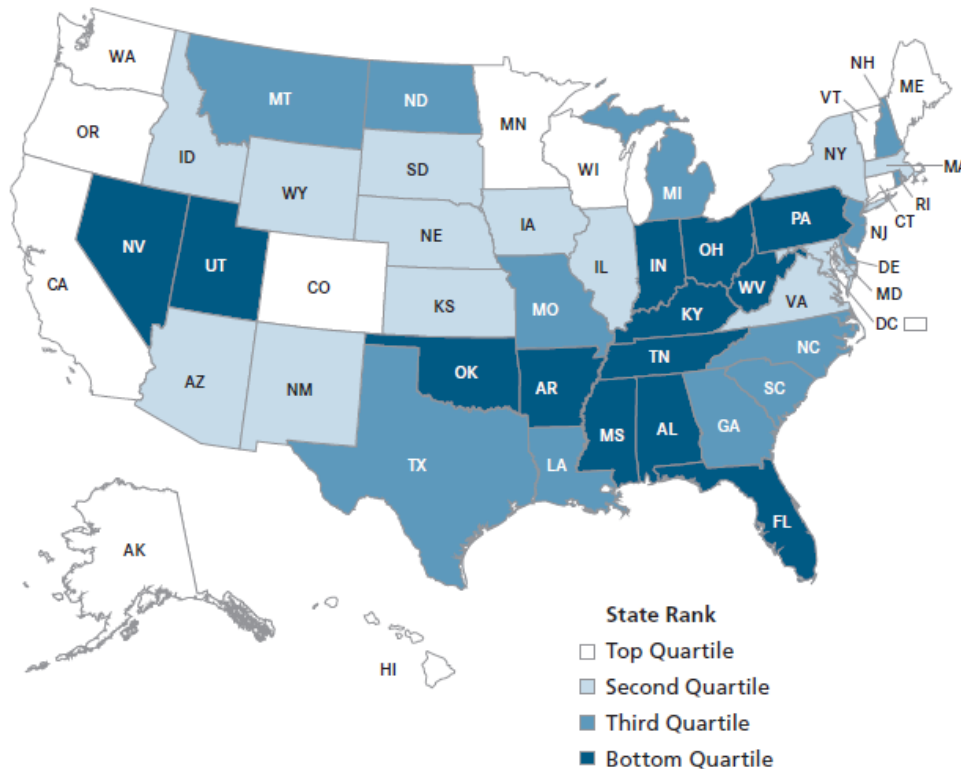


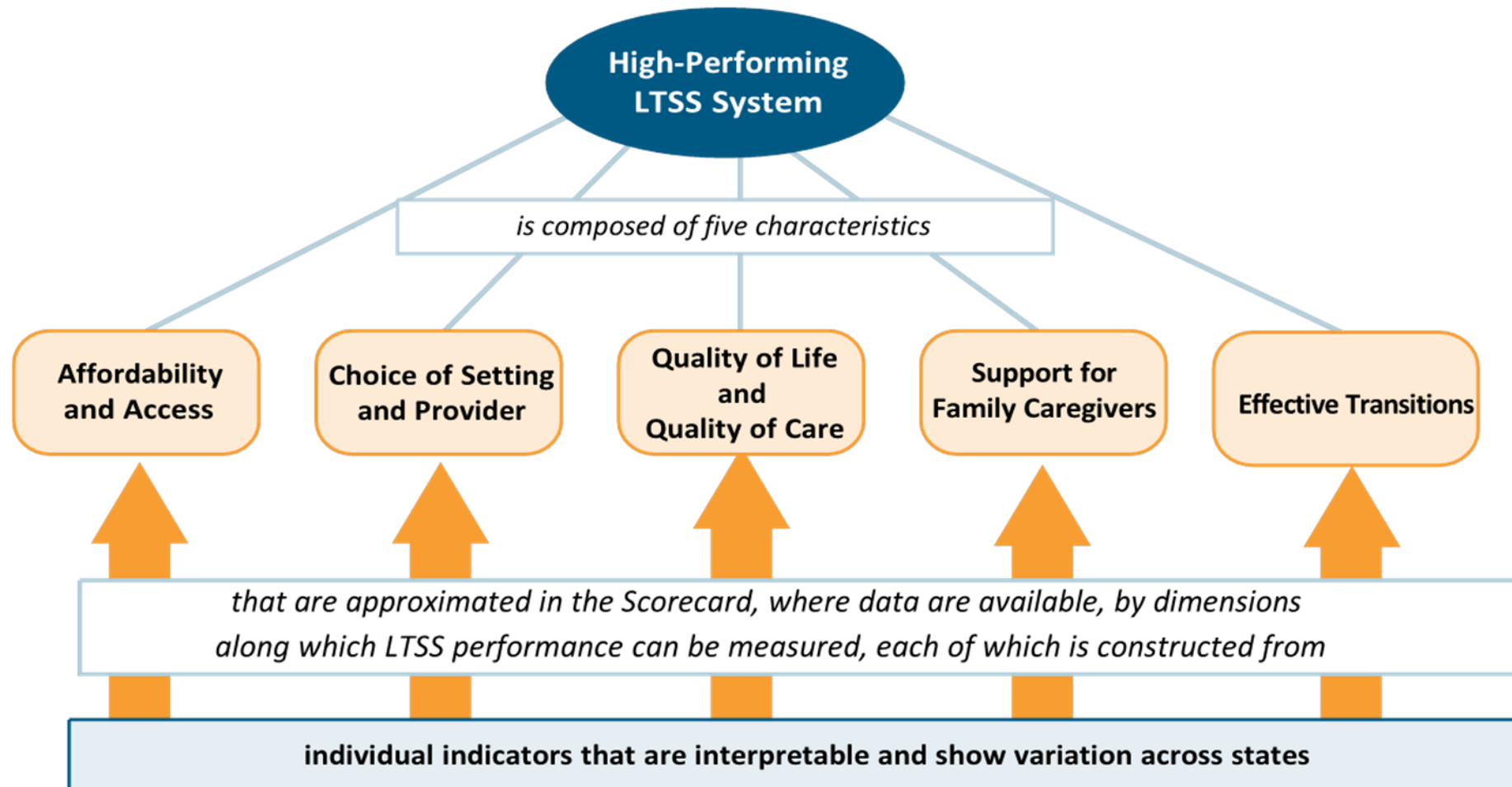
State Progress in Improving Long-Term Services and Supports: How Are States Doing?



Susan C. Reinhard, R.N., Ph.D.

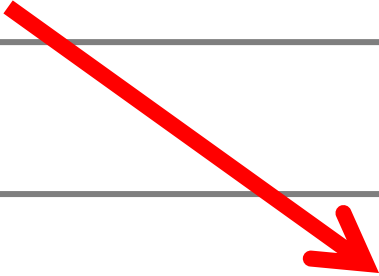
The SCAN Foundation –
LTSS Summit
September 30, 2014

Framework for Assessing LTSS System Performance



Affordability and Access: California – Ranked 14

Nurse home affordability	28
Home care affordability	17
Private long-term care insurance	24
Medicaid	6
Medicaid LTSS	1
ADRC functions	49



Choice of Setting and Provider: California – Ranked 2

Medicaid LTSS balance spending	6
Medicaid LTSS new users	10
Participant direction	1
Home health aide supply	3
Assisted living supply	6

Quality of Life and Quality of Care: California – Ranked 24

Getting Needed Support	40
------------------------	----

Satisfied with Life	25
---------------------	----

Rate of Employment	33
--------------------	----

NH - pressure sores	30
---------------------	----

NH - staff turnover	6
---------------------	---


NH - antipsychotic use	11
------------------------	----

Support for Family Caregivers: California – Ranked 24

Legal and system supports provided by states 3

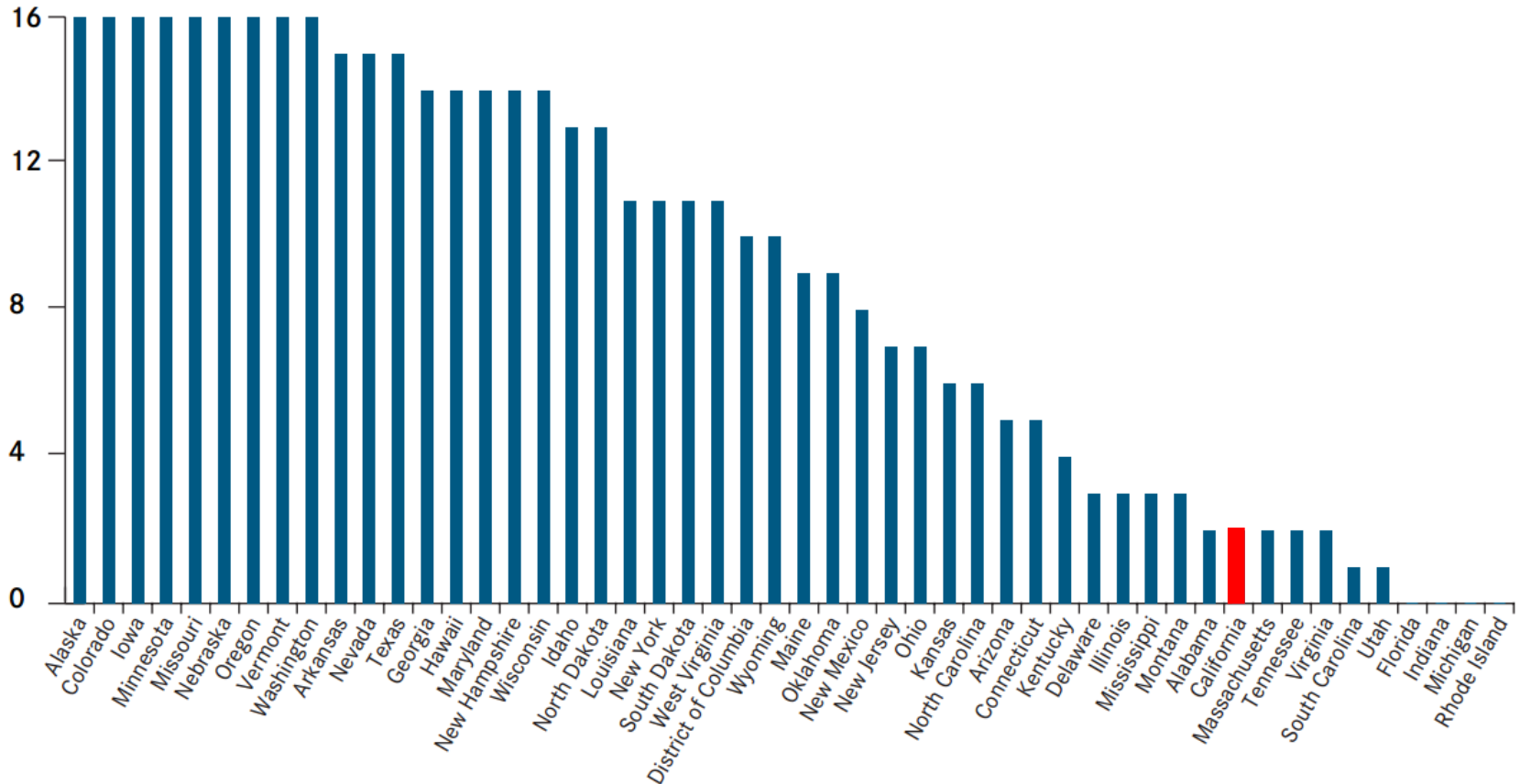
Nurse delegation 40

Elements of caregiver well-being 24



State Policies on Delegation of 16 Health Maintenance Tasks

Number of tasks allowed to be delegated



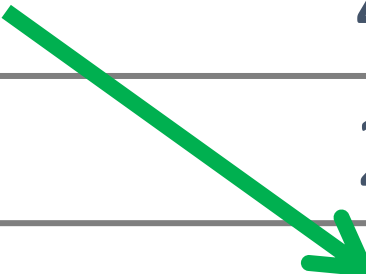
Note: Data not available for Pennsylvania. No tasks are allowed to be delegated in Florida, Indiana, Michigan, and Rhode Island.

Data: AARP Public Policy Institute, Survey on Nurse Delegation in Home Settings, 2013.

Source: State Long-Term Services and Supports Scorecard, 2014.

Effective Transitions (NEW): California – Ranked 22

Low care needs	24
HH - hospitalizations	10
NH - hospitalizations	36
Burdensome transitions	47
Long nursing home stays	20
Transitions to the community	7



www.longtermscorecard.org

Raising Expectations

A State Scorecard on Long-Term Services and Supports for Older Adults, People with Physical Disabilities, and Family Caregivers



Home

Reports

Publications

Methodology

About Us

AA

Welcome to the Long-Term Services and Supports site. Interact with the data from our latest report by drilling into performance indicators for a single state, comparing data across states, or using the map below to quickly compare high-level state rankings. [Learn more >>](#)

Browse the Scorecard

Select a State

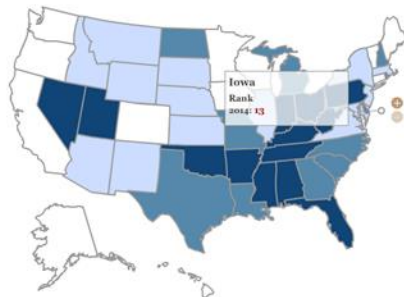
OR

Compare Data Across States

Select an Indicator

Long Term Scorecard: Overall Rank: 2014

Top Quartile Second Quartile Third Quartile Bottom Quartile



[Embed Map](#)

View map by dimension:

Overall Rank

High Performers



MISSOURI STATE SPOTLIGHT

Overall Rank: 13

Affordability and Access: 5

Choice of Setting and Provider: 31

Quality of Life and Quality of Care: 32

Support for Family Caregivers: 9

[>> View State Table](#)

Research

REPORTS

Read the latest findings within the [2014 Report](#) or learn more about our previous results within the [2011 Report](#).

Resources

DOWNLOADS

- Executive Summary (PDF)
- Scorecard Report (PDF)
- Case Study Overview (PDF)
- FAQ (PDF)
- Fact Sheet (PDF)



• Content:

- Full Report
- Executive Summary
- Chart Pack
- State Fact Sheets
- State-by-State Interactive Comparisons
- Methodology
- Archived Webcast